

Institut

Franco-chinois de l'Énergie Nucléaire

2006

2009 12 21

2010 9

100-120

2022

97.4%

100%

2022

10

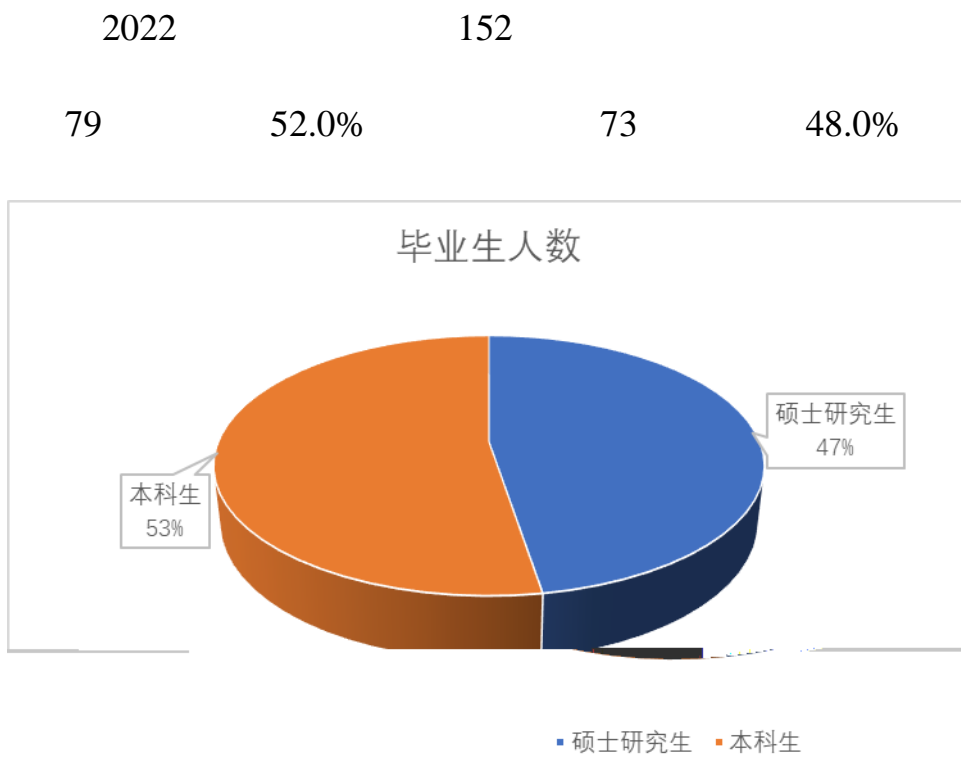
30

..... 1

..... 4

..... 16

- 1 2022
- 2 2022
- 3 2022

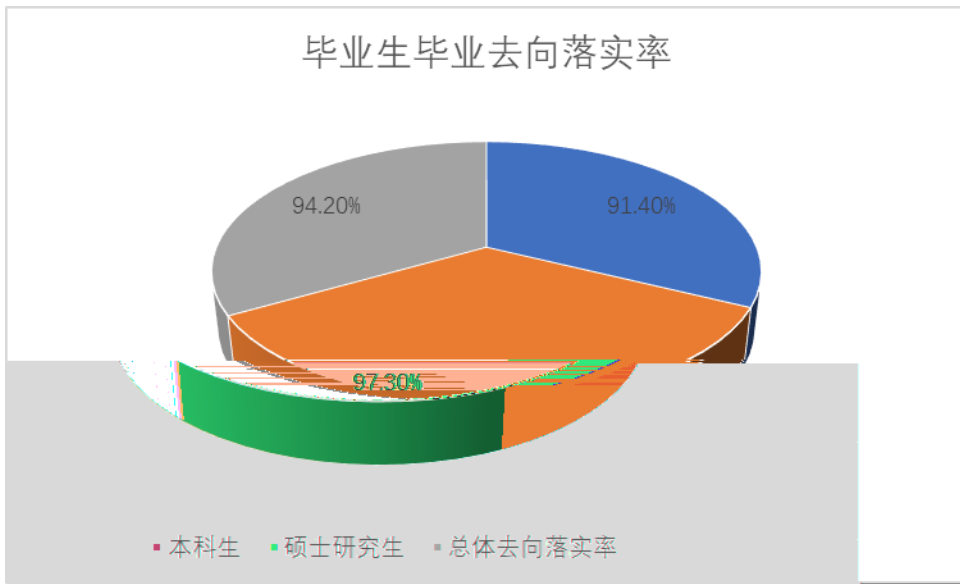


2022 11 30 2022

94.2% 91.4%

97.3%

98.7% 2022 11 30



2022

2

1

1

2022

50%

2021

-8.8%

73.4%

24.7%

1.

2022

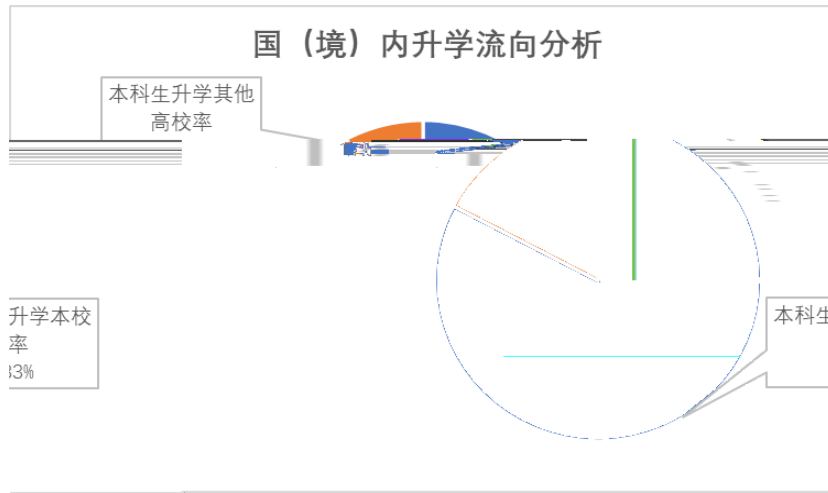
52

89.7%

82.7%

“ ”

17.3%



2.

2022

6

10.3%

2022 QS

¹ 2022 100 1 50 0

30 0 2021 5

2022

2 /

/

¹ 2023 QS 2022 6 9 QS Quacquarelli Symonds QS
 2023 QS QS World University Rankings 2023 QS
 (betteredu.net)

/

2022

58

73.4%

6

7.5%

13

16.5%

20

27.4%

53

72.6%

100%

/

2022

59

6

10.2%

53

89.8%

2022			2		2
	1		1		4
	2		2		3
	3		2		1
1		16		2	
	4		4		3
	3		23		1
22					21

	0	2	0	2
	0	0	0	0
	0	1	0	1
	2	2	0	4
	0	3	0	3
	1	1	0	2
	0	1	0	1
	2	14	0	16
	0	4	0	4
	0	3	0	3
	1	22	0	23

2022

49

4

45

40

3

37

59.4%

17

17

2022



3 /IT 1 2022
 / 29 /IT 11 /
 5 4 / 3 / 1

行业	本科生		研究生	
Industry	就业人数 Number of Graduates	比例 Percent	就业人数 Number of Graduates	比例 Percent


2022

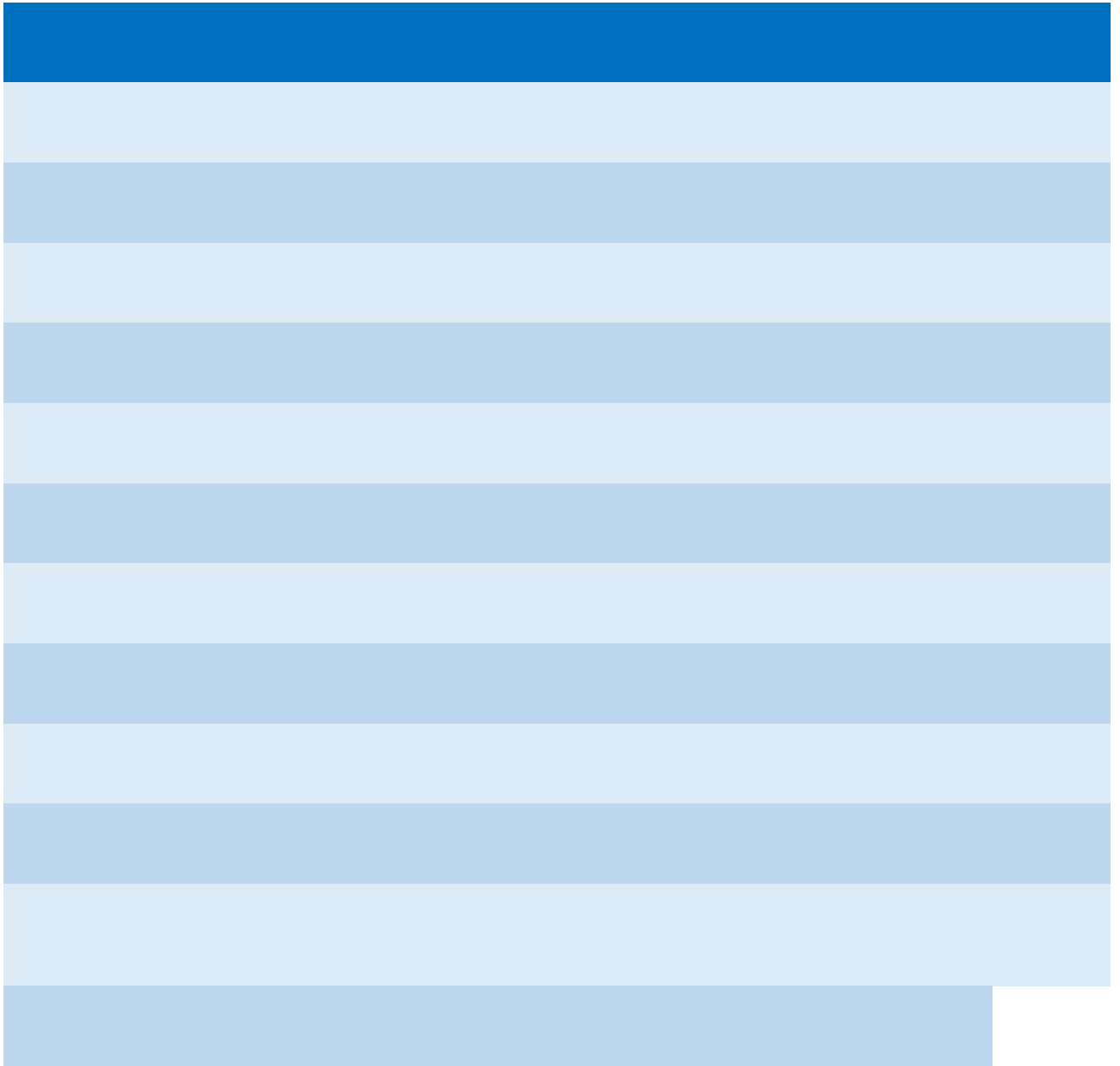
10 10 23
 1 22 3 2
 1 5

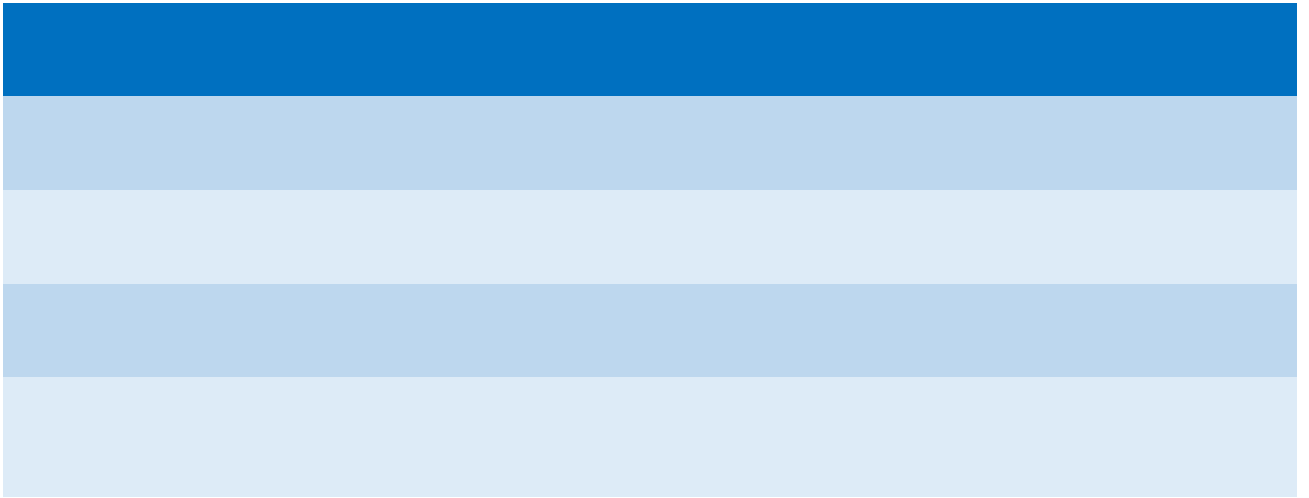
68.3%

/

/IT







2022

1

2021

1

2

2

2

		()	

,

1.

Bristol

350

20%

2.

3.

4.

5.

6. 1-1

